





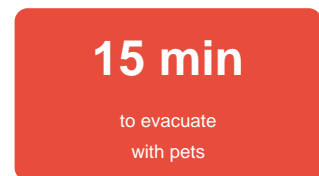
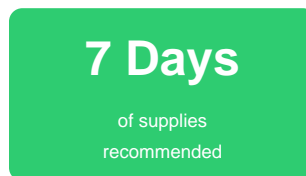
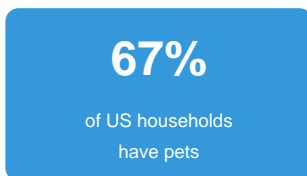
PET EMERGENCY PREPAREDNESS GUIDE

Protect Every Member of Your Family



**44% of Hurricane Katrina victims stayed because
they wouldn't leave their pets behind.**

Don't let that be you. Plan for your whole family.



VIP MEMBER EXCLUSIVE

QUIET PROTECTOR

When The Grid Fails, Your Family Won't.

PET INFORMATION CARDS

Complete one card per pet. Keep copies in your Go-Bag and with emergency contacts.



PET #1

Name: _____ Species/Breed: _____

Age: _____ Weight: _____ Microchip #: _____

Veterinarian: _____ Vet Phone: _____

Medical Conditions: _____

Medications: _____

Feeding Instructions: _____

Special Needs: _____

PHOTO



PET #2

Name: _____ Species/Breed: _____

Age: _____ Weight: _____ Microchip #: _____

Veterinarian: _____ Vet Phone: _____

Medical Conditions: _____

Medications: _____

Feeding Instructions: _____

Special Needs: _____

PHOTO

TIP: Take a clear photo of you WITH your pet - proves ownership during evacuation

PET GO-BAG CHECKLIST

Pack these supplies in a waterproof bag. Store near your family Go-Bag.

FOOD & WATER (7-day supply)

- ☐ Dry food in airtight container
- ☐ Canned food (if used) + can opener
- ☐ Water (1 oz per lb body weight/day)
- ☐ Collapsible food bowl
- ☐ Collapsible water bowl
- ☐ Treats (for calming)
- ☐ Feeding schedule written down

MEDICATIONS & HEALTH

- ☐ Medications (14-day supply min)
- ☐ Medication instructions
- ☐ Copies of vaccination records
- ☐ Recent photo of pet
- ☐ Photo of you WITH pet
- ☐ First aid kit (pet-specific)
- ☐ Flea/tick prevention

CONTAINMENT & TRANSPORT

- ☐ Carrier/crate (labeled with info)
- ☐ Leash and collar (with ID tag)
- ☐ Harness (backup)
- ☐ Muzzle (if needed for stress)
- ☐ Tie-out stake and cable
- ☐ Puppy pads / litter
- ☐ Disposable litter box (cats)
- ☐ Waste bags

COMFORT & FAMILIAR ITEMS

- ☐ Favorite toy
- ☐ Familiar blanket or bedding
- ☐ Item with your scent
- ☐ Calming treats or spray
- ☐ Familiar food/water bowls

DOCUMENTS (keep in waterproof bag)

- | | | |
|--|--|--|
| <input type="checkbox"/> Registration/license | <input type="checkbox"/> Vaccination records | <input type="checkbox"/> Microchip documentation |
| <input type="checkbox"/> Medical records | <input type="checkbox"/> Prescriptions | <input type="checkbox"/> Pet insurance info |
| <input type="checkbox"/> Emergency contact for pet | <input type="checkbox"/> List of pet-friendly hotels | <input type="checkbox"/> Boarding facility info |

ROTATE SUPPLIES: Check food/water/medications every 3 months. Update photos annually.

EVACUATING WITH PETS

NEVER leave pets behind. If it's not safe for you, it's not safe for them.

BEFORE YOU NEED TO EVACUATE

- ☐ Identify pet-friendly hotels along evacuation routes (call ahead to confirm policies)
- ☐ Contact friends/family outside your area who could shelter you AND your pets
- ☐ Research boarding facilities along evacuation routes
- ☐ Know your local emergency shelter's pet policy
- ☐ Ensure all pets are microchipped and registered with current info
- ☐ Keep carriers accessible - not buried in storage
- ☐ Practice loading pets into carriers and vehicles

WHEN EVACUATION ORDER COMES

- 1. Secure pets FIRST - stressed animals may hide or bolt**
- 2. Put ID collar on every pet (even indoor cats)**
- 3. Load pets into carriers before loading car**
- 4. Bring Go-Bag with supplies**
- 5. Keep pets in carriers during transport (loose pets = dangerous)**
- 6. Never leave pets in parked car**
- 7. Keep dogs leashed at all stops**

PET-FRIENDLY RESOURCES TO RESEARCH NOW:

- petswelcome.com - Pet-friendly hotels database
- bringfido.com - Pet-friendly accommodations
- RedRover.org - Emergency animal sheltering
- Local animal shelters (they often help during disasters)

MY PET EVACUATION CONTACTS:

Friend/Family who can take us + pets: _____ Ph: _____

Pet-friendly hotel on evacuation route: _____ Ph: _____

Boarding facility backup: _____ Ph: _____

WARNING: If you evacuate, take your pets. If you stay, never tie pets outside during a storm.

SHELTER-IN-PLACE WITH PETS

When staying home is the safest option, keep your pets safe and calm.

SAFE ROOM SETUP

- ☐ Choose interior room (no windows)
- ☐ Have carrier ready inside room
- ☐ Water bowls filled
- ☐ Litter box for cats
- ☐ Puppy pads for dogs
- ☐ Familiar bedding/toys
- ☐ Flashlight
- ☐ Your pet's medications

KEEPING PETS CALM

- ☐ Stay calm - pets sense your stress
- ☐ Maintain normal routine if possible
- ☐ Use calming treats or sprays
- ☐ Play soft music (proven to help)
- ☐ Provide favorite toys
- ☐ Keep them close but not restrained
- ☐ Speak in soothing tones
- ☐ Thunder shirts for anxious dogs

POWER OUTAGE CONSIDERATIONS

Fish/Reptiles: Battery-powered air pump essential. Wrap tanks in blankets for insulation.

Birds: Cover cage to reduce stress. Move away from windows. Keep warm (75F+ for tropical).

Dogs/Cats: They tolerate temperature changes better than small pets. Extra bedding for warmth.

Small mammals: Very sensitive to temperature. Keep in interior room. Extra bedding.

WINTER EMERGENCY

- ☐ Keep pets inside
- ☐ Extra bedding for warmth
- ☐ Check water hasn't frozen
- ☐ Watch for hypothermia signs
- ☐ Never use space heaters near pets
- ☐ TerraShell works for pet carriers

SUMMER EMERGENCY

- ☐ NEVER leave in parked car
- ☐ Provide extra water
- ☐ Watch for overheating signs
- ☐ Wet towels to cool down
- ☐ Shade access essential
- ☐ Limit exercise in heat

EMERGENCY SIGNS IN PETS:

- Excessive panting, drooling, or lethargy (overheating)
- Shivering, weakness, shallow breathing (hypothermia)
- Not eating/drinking for 24+ hours, vomiting, diarrhea = Seek vet care immediately

SPECIES-SPECIFIC TIPS



DOGS

- Keep leash by door always
- Practice crate training before emergency
- Bring enzyme cleaner for accidents
- Extra exercise before sheltering helps
- Muzzle if stressed/unpredictable
- Kong/puzzle toys reduce anxiety



CATS

- Carrier = safe space (practice!)
- Pillowcase as emergency carrier
- Disposable litter boxes for travel
- Feliway spray reduces stress
- Keep in one room when stressed
- ID collar even on indoor cats



BIRDS

- Travel cage smaller than home cage
- Cover cage to reduce stress
- Maintain 65-85F temperature
- Spray bottle for misting
- Avoid drafts and fumes
- Hand towel for handling



SMALL ANIMALS

- Hamsters, guinea pigs, rabbits, etc.
- Very temperature-sensitive
- Small carrier with bedding
- Hide house for security
- Water bottle AND dish
- Extra bedding material



REPTILES

- Battery/propane heat source
- Insulated carrier critical
- Hand warmers (wrapped)
- Thermometer to monitor
- Can go days without food
- Humidity needs vary by species



FISH

- Battery air pump essential
- Don't feed during outages
- Insulate tank with blankets
- Use dechlorinated water only
- Small tank for evacuation
- Battery heater for tropical

Know your pet's specific needs BEFORE an emergency - research now!

IF YOUR PET GETS LOST

Disasters can separate families from pets. Act quickly if your pet is lost.

FIRST 24 HOURS - ACT FAST

1. Search your property thoroughly (pets hide when scared)
2. Call microchip company to report lost + update your contact info
3. Contact local animal shelters (visit in person - don't just call)
4. File lost pet report with local animal control
5. Post on social media (Nextdoor, Facebook lost pet groups, PawBoost)
6. Create flyers with clear photo and your phone number
7. Alert neighbors and mail carriers

ONGOING SEARCH

- ☐ Check shelters every 2-3 days in person (animals may arrive later)
- ☐ Expand social media reach - share posts, join local groups
- ☐ Post flyers in vet offices, pet stores, community boards
- ☐ Search at dawn and dusk (when lost pets are more active)
- ☐ Leave familiar items outside (bed, litter box, worn clothing)
- ☐ Consider hiring a pet detective or using tracking dogs

PREVENTION - DO THIS NOW

- ☐ **Microchip** All pets. Keep registration current with your phone number.
- ☐ **ID Tags** Name, your phone, 'REWARD' increases returns.
- ☐ **Photo File** Clear, recent photos of each pet from multiple angles.
- ☐ **DNA Registry** Services like Finding Rover use facial recognition.
- ☐ **GPS Tracker** Consider for escape-prone pets.

LOST PET RESOURCES:

- PawBoost.com - Lost pet alerts to local community
- FindingRover.com - Facial recognition for lost pets
- Petfinder.com - Search shelter databases
- NextDoor app - Neighborhood alerts

YOUR PET PREPAREDNESS CHECKLIST

Complete these steps to protect your pet:

- ☐ Pet ID cards filled out (page 1)
- ☐ Current photo of each pet saved
- ☐ Photo of you WITH each pet (proves ownership)
- ☐ Microchip registered with current contact info
- ☐ ID tags on all pets (even indoor cats)
- ☐ Pet Go-Bag packed with 7 days of supplies
- ☐ Pet-friendly evacuation contacts identified
- ☐ Pet first aid kit assembled
- ☐ Carrier accessible and pet comfortable with it
- ☐ Family knows pet emergency plan

YOUR SCORE: _____ / 10 8-10: Excellent! | 5-7: Good start | Below 5: Action needed

COMPLETE YOUR PET'S PROTECTION

As a VIP member, you get exclusive pricing on pet emergency supplies:

- TerraPore Water Filter - Clean water for you AND your pets
- TerraShell - Emergency warmth (works for pet carriers too!)
- Emergency Food Bars - Long-lasting, shareable nutrition

Use code [VIP40](#) for 40% OFF | [VIPCREDIT10](#) for \$10 credit

quietprotector.com